



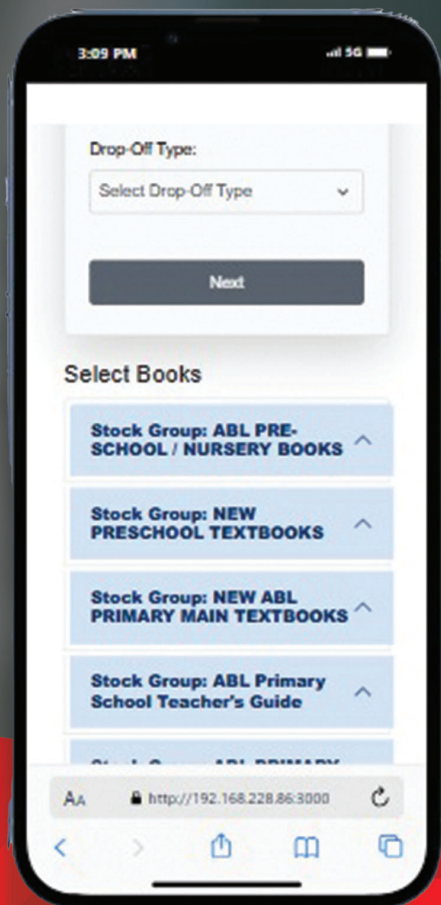
Adroit
BUREAU

INTRODUCING **PROMO SELLS**

Helps you manage your Sale and
Return operations as well as
tracking stock you leave with
customers as samples.



Adroit
BUREAU



PROMOSELLS

SALES & RETURN

An innovative approach that allows businesses to stock products without the pressure of upfront payments. If items don't sell, they can be returned, ensuring flexibility and minimized losses.

How Sale or Return Can Boost Your Business

> **INCREASED VISIBILITY**

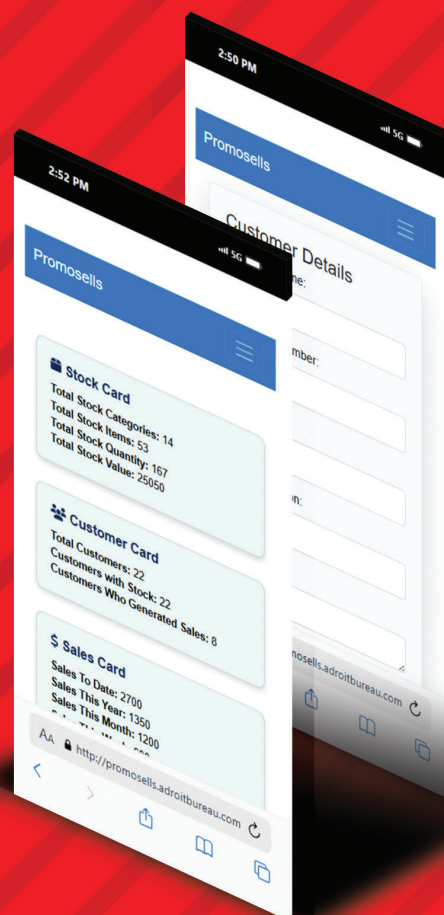
Sell your products at well known outlets without being physically present

> **REDUCES COST**

Eliminates the financial burden of setting up shops at different locations.

> **MONITOR PRODUCT PERFORMANCE**

Receive monthly payments and feedback on sales, allowing you to track performance and adjust strategies.



+233 0541427906



@info@adroitbureau.com



No. 1 Adole Abia Link, Dansoman, Accra Ghana

STOCK MANAGEMENT

STOCK CARD

- Total Stock Categories
- Total Stock Samples
- Total Stock Quantity
- Total Stock Value:

CUSTOMER INSIGHTS

- Total Customers
- Customers with Stock
- Customers Generating Sales

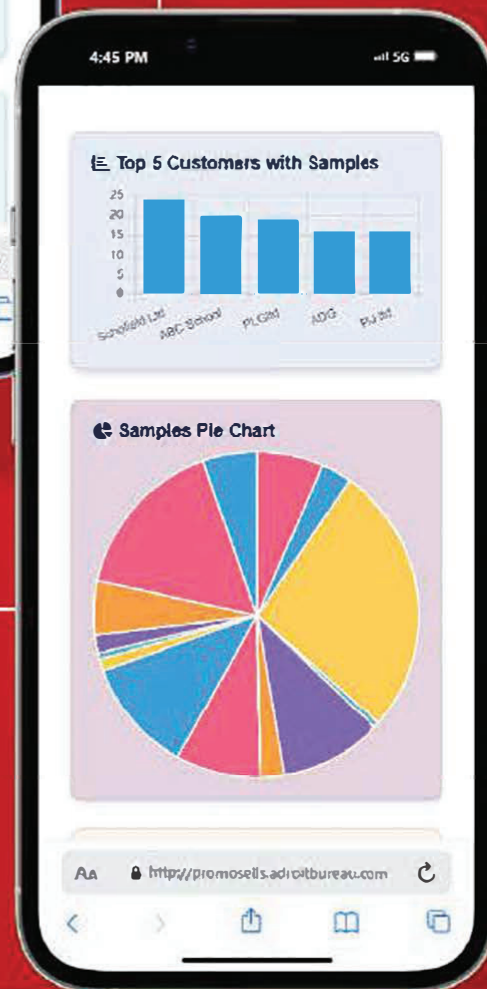
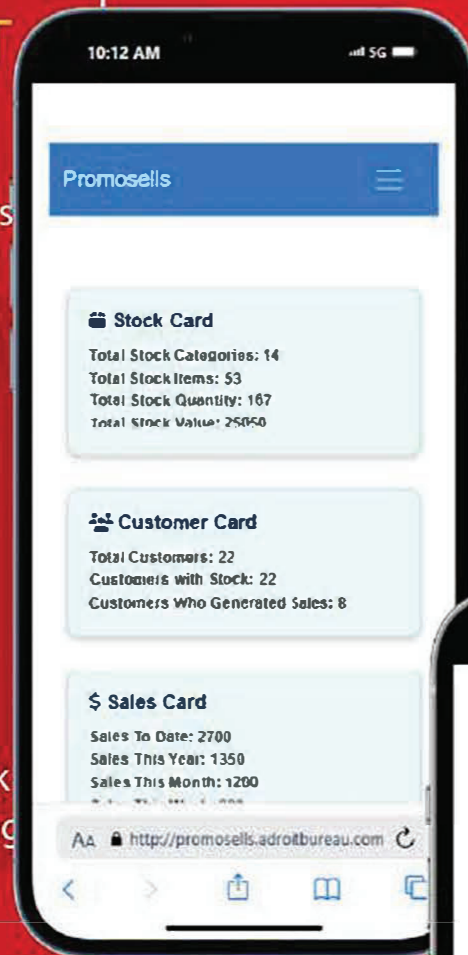
SEAMLESS OPERATIONS MANAGEMENT

- Samples Due for Pickup
- Upcoming Sale or Return Reconciliation

PROMOSELLS APP DASHBOARD

PERFORMANCE ANALYTICS & VISUALIZATION

- Samples Due for Pickup
- Upcoming Sale or Return Reconciliation



The image shows the dashboard for "Promosells". It is designed for managing stock, sales, and customers in a sale-or-return business model.



Adroit
BUREAU

Promosells

www.adroitbureau.com



THE STOCK MANAGEMENT



This section tracks and monitors all stock samples and their associated values. It provides:

➤ **Total Stock Categories**
The number of different product categories available. Helps in organizing inventory efficiently.

➤ **Total Stock Samples**
The total number of unique sample units available for distribution. Ensures visibility into stock availability.

➤ **Total Stock Quantity**
The actual quantity of items within those samples. Useful for replenishment planning.

➤ **Total Stock Value**
The total monetary value of all available stock. Helps in financial tracking and loss prevention.

➤ **Drop off stock items for Clients as samples or as part of your sale/return process.**

➤ **Process sale invoices after reconciliation indicates that your stock with your customer has been sold.**

CUSTOMER INSIGHTS

This section focuses on customer engagement and sample utilization. It provides:

➤ Total Customers

The total number of registered customers in the system. Shows overall reach and engagement.

➤ Customers with Stock

The number of customers who currently have samples in their possession. Helps track distributed stock.

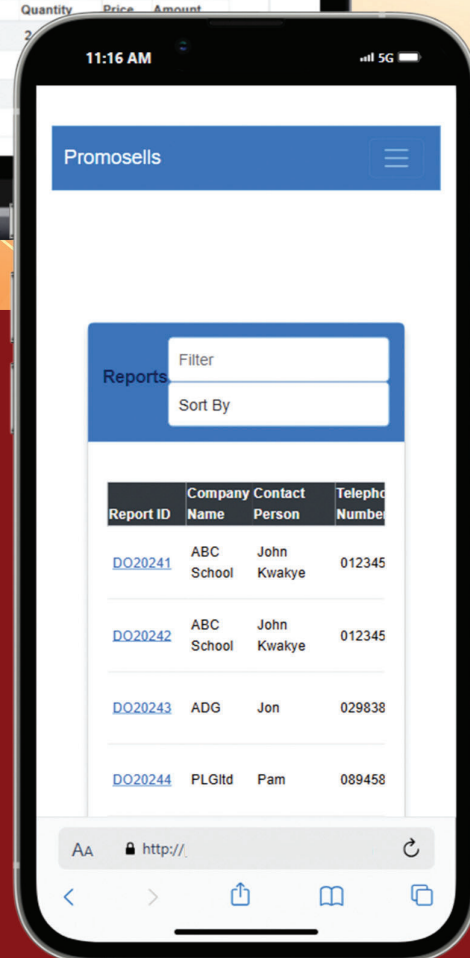
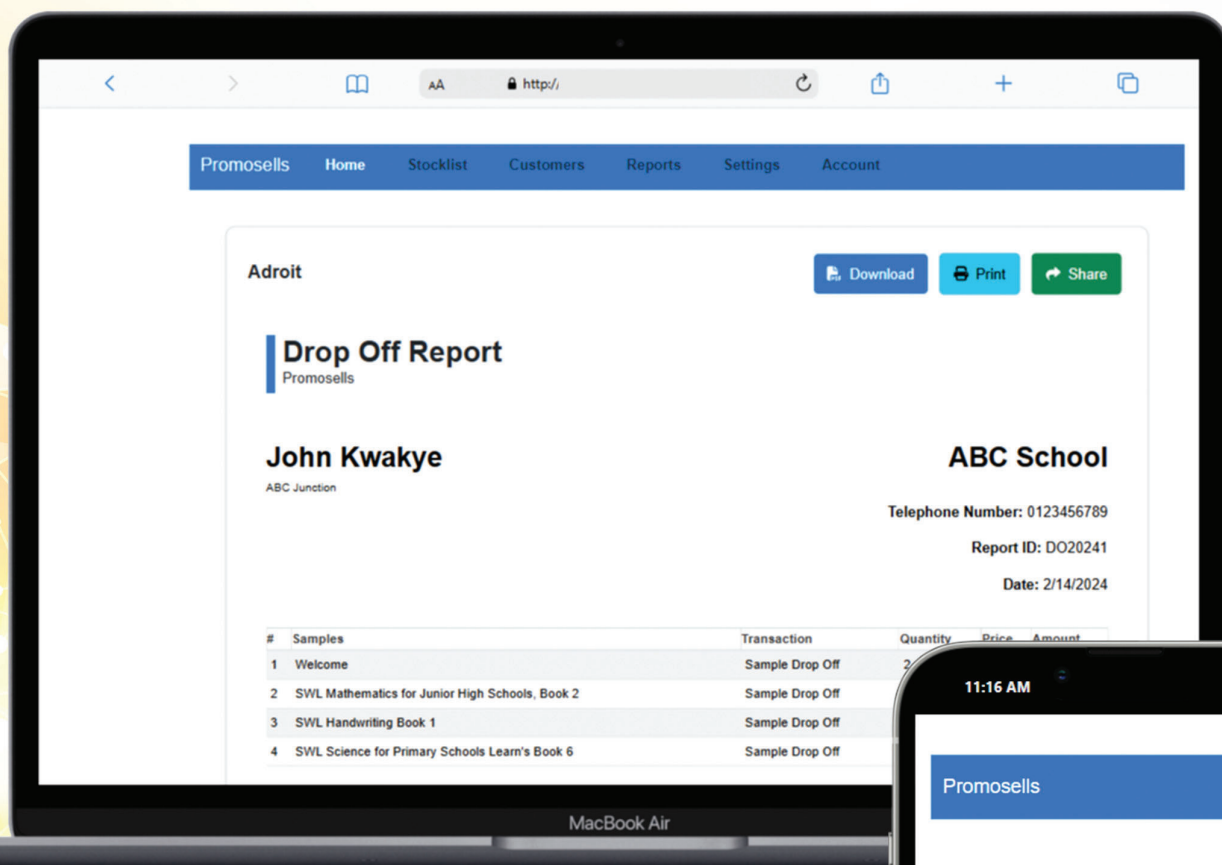
➤ Customers Who Generate Sales

The number of customers who have returned samples and completed sales transactions. Helps identify high-value customers.

➤ Pick up samples from clients or retrieve stock.

Why It's Important

This section helps in identifying which customers are actively using the samples and which ones are converting samples into sales, allowing businesses to focus on the most profitable relationships.



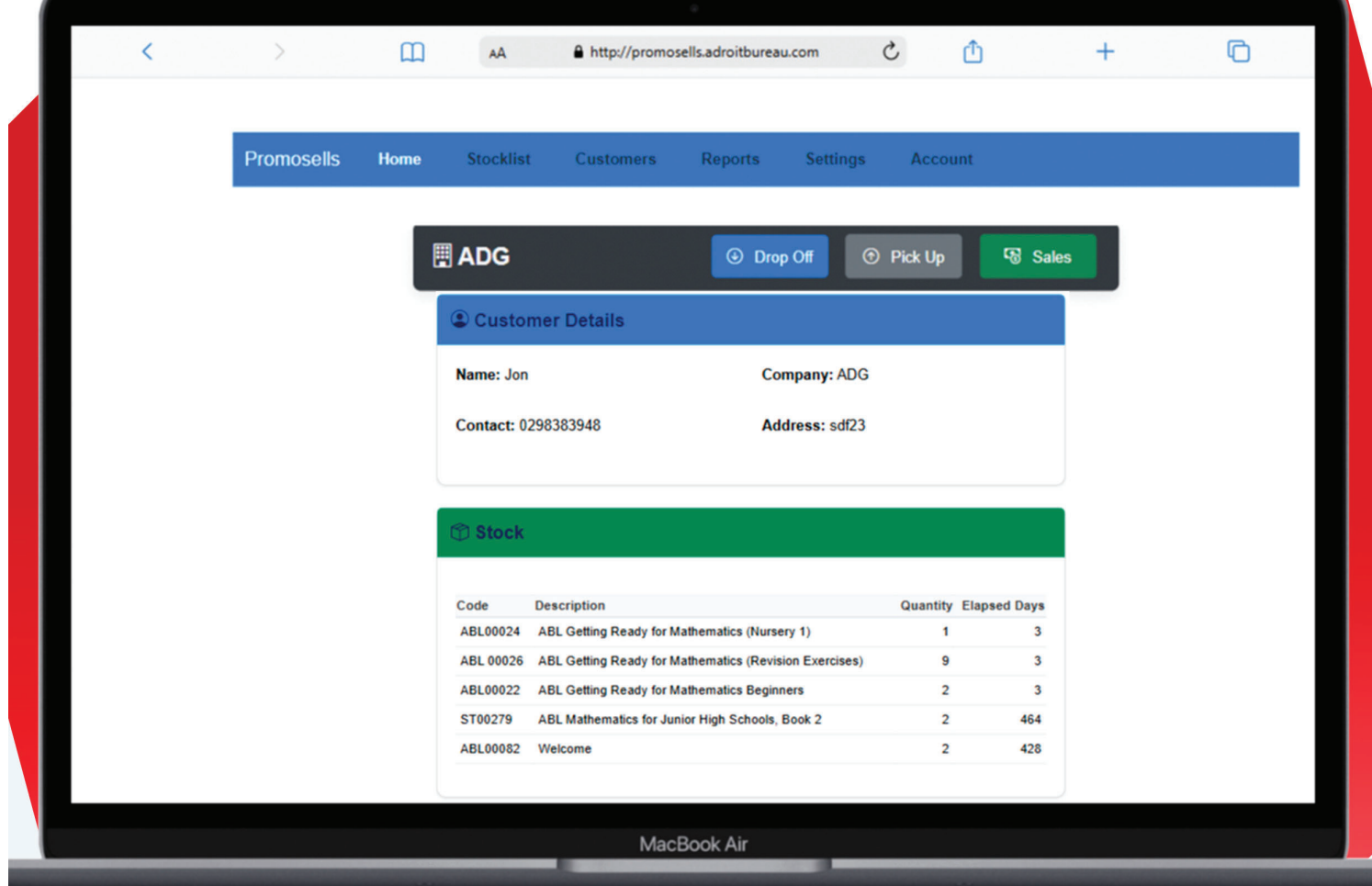
View all reports at a glance

Easily Browse

Organized

Stay Informed





STOCK WITH CUSTOMER

- ▶ Drop off Report
- ▶ Pick up Report
- ▶ Invoice Report

ALSO AVAILABLE WITH
ERP SOFTWARE



Adroit
BUREAU

CONTACT US

+233 54 142 7906

+233 54 123 5271

www.adroitbureau.com

Info@adroitbureau.com

No.1 Adole Abia Link, Sahara
Dansoman, Accra

